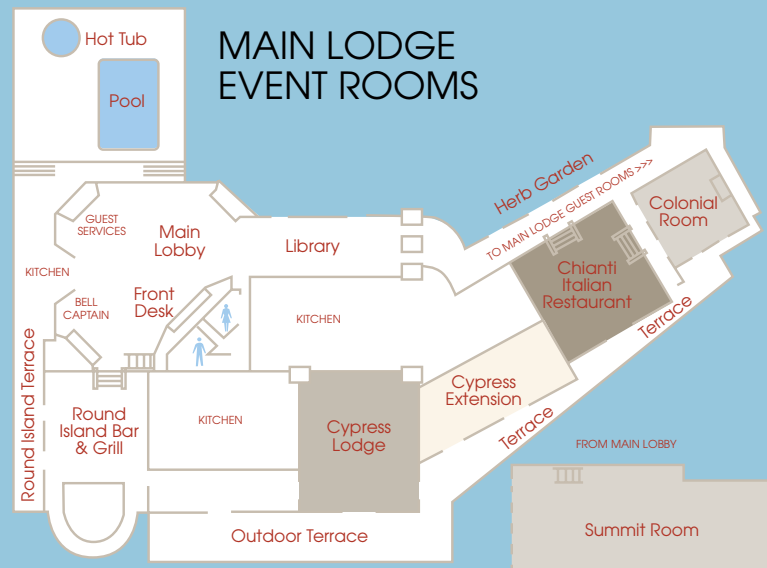
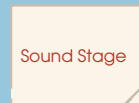


RESORT OVERVIEW

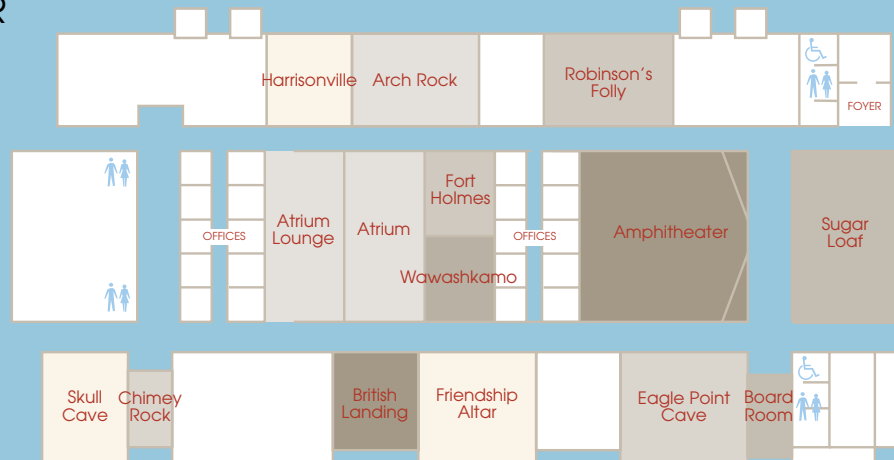
Inspiring Space for Productivity



SOUND STAGE AND THEATER



CONFERENCE CENTER



ROOM	SIZE	SQUARE FEET	BANQUET	CLASS-ROOM	THEATRE STYLE	RECEPTION	CEILING
Cypress Lodge & Extension	-	4,925	250	225	350	400	10-20'
Cypress Lodge	55 x 50	2,750	140	125	175	250	10-20'
Cypress Extension	29 x 75	2,175	110	110	175	150	10'
Summit Room	25 x 122	3,050	130	100	150	175	10-12'
Colonial Room	34 x 34	1,156	50	50	70	70	11'
Sound Stage	67 x 110	7,370	500	500	450	-	52'
Theater (total)	56 x 52	2,912	-	-	575	-	25-48'
Theater Stage	20 x 52	1,040	50	-	-	-	28'
Theater Foyer	20 x 52	1,040	50	-	-	100	10'
Atrium	48 x 55	2,650	140	120	180	50	9-16'
Amphitheater	41 x 55	2,255	-	65	100	-	7-11'
Sugar Loaf	44 x 32	1,408	70	75	125	50	9'
Eagle Point Cave	44 x 32	1,408	60	60	110	45	9'
Friendship Altar	39 x 32	1,248	60	60	110	45	9'
Arch Rock	40 x 26	1,040	50	50	80	36	9'
Robinson's Folly	30 x 26	780	40	40	60	24	9'
British Landing	26 x 26	676	30	30	50	24	9'
Harrisonville	26 x 26	676	30	30	50	24	9'
Fort Holmes	26 x 26	676	30	30	50	24	9'
Wawashkamo	26 x 26	676	30	30	50	24	9'
Board Room	13 x 21	273	-	-	-	12	9'
Chimney Rock	13 x 21	273	-	-	-	12	9'

*with leather chairs **without leather chairs ***at conference room table