








## Holiday Inn – Executive Center Meeting Space Dimensions & Capacities

### Meeting Room Capacities by Layout

Meeting Room	Banquet Style 	Boardroom Style 	Classroom Style 	Hollow Square Style 	Reception Style 	Theatre Style 	U-shape Style 
Bradley	40	25	24	25	50	50	20
Columbia Expo Center	1600	0	1200	0	2500	2700	0
Expo I *	560	0	414	0	0	880	0
Expo II *	480	0	352	0	0	760	0
Expo III *	480	0	352	0	0	760	0
Executive Board Room	15	15	0	0	0	0	0
Parliament 1-2-3	260	0	160	0	400	400	0
Parliament 1 *	80	40	50	40	150	125	30
Parliament 2 *	80	40	50	40	150	125	30
Parliament 3 *	80	40	50	40	150	125	30
Picadilly's	200	50	125	60	250	300	40
Polo Room	50	30	40	24	60	0	25
Truman	40	25	25	25	50	50	20
Windsor Ballroom	900	0	600	0	1200	1200	0
Windsor 1 *	100	40	60	40	150	150	30
Windsor 2 *	120	50	70	50	175	175	40
Windsor 3 *	250	0	160	80	350	375	0
Windsor 4 *	250	0	160	80	350	375	0

### Meeting Room Dimensions (Feet/Meters)

Meeting Room	Room Dimensions L x W	Area Sq Ft	Ceiling Height	Door Dimensions H x W	Floor Level	Natural Lighting
Bradley	27.0 X 27.0	729.0	8.0	7.0 X 5.92	GRND	Y
Columbia Expo Center	190.0 X 100.0	19000.0	22.0	15.0 X 12.0	GRND	N
Executive Board Room	24.0 X 24.0	576.0	8.0	7.0 X 5.92	GRND	N
Picadilly's	40.0 X 60.0	2,400	12.0	7.75 X 5.92	GRND	N
Parliament 1-2-3	119.0 X 31.0	3689.0	12.0	7.75 X 5.92	GRND	N
Polo Room	33.0 X 26.0	858.0	12.0	7.0 X 6.0	GRND	N
Truman	32.0 X 27.0	864.0	8.0	7.0 X 5.92	GRND	Y
Windsor Ballroom	119.0 X 71.0	8449.0	16.0	7.75 X 5.92	GRND	N

\* partitioned room