












Chateau on the Lake Resort Spa & Convention Center Meeting Room Capacities and Guidelines	 Square Feet	 Ceiling Height	 Size (L' x W')	 U Shape / Hollow Sq.	 Banquet Rounds	 Recept. Cocktail	 Exhibit/ T-tops	 Theatre/ Chevron	 Clstrm 2 per	 Clstrm 3 per	 Conf. Brd. Rm.
Great Hall - ABCDEFG	31,744	24'	248' x 128'	-	2,000	4,000	200	3,500	1,500	2,250	-
A or B - Edinburgh, Vienna	3,456	24'	54' x 64'	-	120	200	20	350	110	165	-
C or D - Versailles, Windsor	8,448	24'	66' x 128'	-	400	1,000	50	800	360	540	-
E, F, G - Innsbrk, St. Moritz, Heid.	2,665	24'	62' x 43'	50	100	150	15	225	100	150	50
AB - Edin/Vienna	6,912	24'	54' x 128'	-	240	400	40	700	220	330	-
ABC - Edin/Vien/Vers	20,352	24'	120' x 128'	-	640	1,400	90	1,500	580	870	-
ABCD -Edin/Vien/Vers/Wind	23,808	24'	186' x 128'	-	1,040	2,400	140	2,300	940	1,410	-
CD - Versailles/Windsor	16,896	24'	132' x 128'	-	800	2,000	100	1,600	720	1080	-
CDEFG -Vers/Wind/In/SM/Heid	24,894	24'	194' x 128'	-	1,100	2,450	145	2,275	1,020	1,530	-
DEFG - Wind/Inn/St.M/Heid	16,446	24'	128' x 128'	-	700	1,450	95	1,475	660	990	-
DF - Windsor/St. Moritz	11,114	24'	-	-	500	1150	65	-	460	690	-
FG, EF - Innsbrk/St. M, St. M/Heid.	5,332	24'	62' x 86'	-	200	300	30	450	200	300	-
EFG - Inns/St.M/Heid	7,998	24'	62' x 128'	-	300	450	45	675	300	450	-
AC or BC - Edin/Vers, Vna/Vers.	11,904	24'	-	-	500	1,200	70	-	460	690	-
Barcelona, Madrid, Milan, Venice	968	16'	44' x 22'	25	40	60	-	50	30	45	36
Barcelona/Madrid - Milan/Venice	1,936	16'	44' x 44'	40	90	120	12	120	70	105	50
MVF	2,620	16'	63' x 36'	-	110	150	15	150	90	135	-
Florence	684	16'	36' x 19'	20	20	30	-	30	14	21	18
Munich	1,110	16'	30' x 37'	30	50	60	-	50	40	60	-
Salzburg	1,110	16'	30' x 37'	30	50	60	-	50	40	60	-
Naples B.R.	684	16'	36' x 19'	-	-	-	-	-	-	-	18
LK Geneva B.R. or Louise B.R.	1,107	16'	-	-	-	25	-	-	-	-	12
LK Lugano Hosp.	950	16'	-	-	-	25	-	-	-	-	-
Lugano/Louise	2,057	16'	-	-	-	50-75 (flow)	-	-	-	-	-
PDR - Private Dining Room	-	-	-	-	30 - xst.	-	-	-	-	-	-
Pool Courtyard	-	-	-	-	40	60	-	-	-	-	-
Terrace	-	-	-	-	180	300	-	300	-	-	-
Greenbelt Pavillion	-	-	-	-	-	-	-	180	-	-	-
Downstairs Deli	-	-	-	-	62 - xst.	-	-	-	-	-	-
Sassafras Movie Theatre	-	-	-	-	-	-	-	54 - xst.	-	-	-